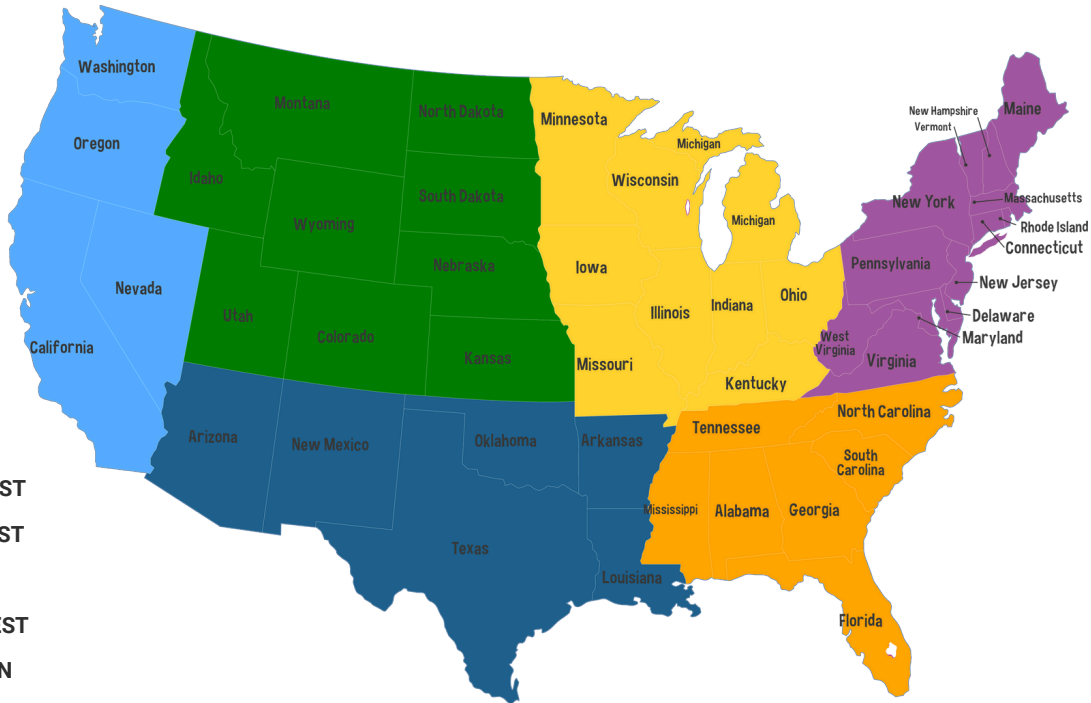
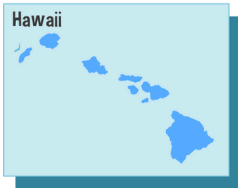








EXTRA INNING SOFTBALL REGIONAL MAP



-  REGION 1: NORTHEAST
-  REGION 2: SOUTHEAST
-  REGION 3: MIDWEST
-  REGION 4: SOUTHWEST
-  REGION 5: MOUNTAIN
-  REGION 6: WEST

R E G I O N S

Region 1: Northeast	Connecticut, Delaware, Maine, Maryland, Massachusetts, New Hampshire, New Jersey, New York, Pennsylvania, Rhode Island, Vermont, Virginia, West Virginia
Region 2: Southeast	Alabama, Florida, Georgia, Mississippi, North Carolina, South Carolina, Tennessee
Region 3: Midwest	Illinois, Indiana, Iowa, Kentucky, Michigan, Minnesota, Missouri, Ohio, Wisconsin
Region 4: Southwest	Arizona, Arkansas, Louisiana, New Mexico, Oklahoma, Texas
Region 5: Mountain	Colorado, Idaho, Kansas, Montana, Nebraska, North Dakota, South Dakota, Utah, Wyoming
Region 6: West	Alaska, California, Hawaii, Nevada, Oregon, Washington