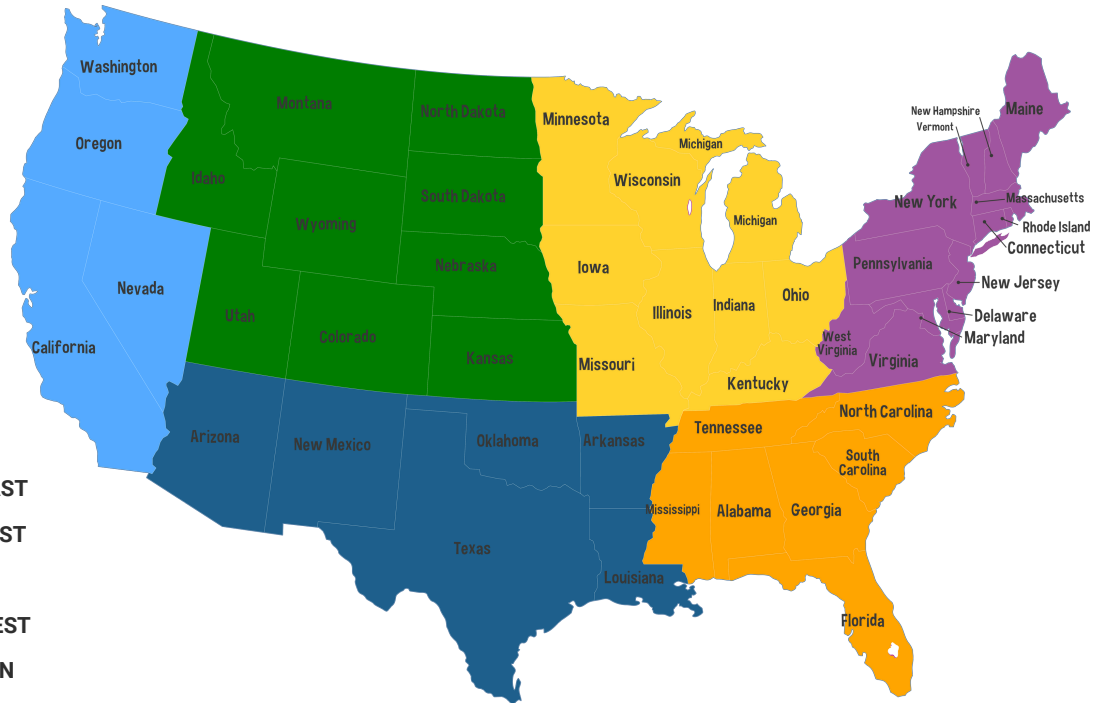
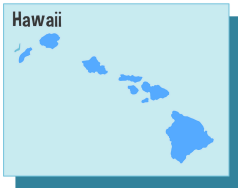








EXTRA INNING SOFTBALL REGIONAL MAP



-  REGION 1: NORTHEAST
-  REGION 2: SOUTHEAST
-  REGION 3: MIDWEST
-  REGION 4: SOUTHWEST
-  REGION 5: MOUNTAIN
-  REGION 6: WEST

R E G I O N S

Region 1: Northeast

Connecticut, Delaware, Maine, Maryland, Massachusetts, New Hampshire, New Jersey, New York, Pennsylvania, Rhode Island, Vermont, Virginia, West Virginia

Region 2: southeast

Alabama, Florida, Georgia, Mississippi, North Carolina, South Carolina, Tennessee

Region 3: midwest

Illinois, Indiana, Iowa, Kentucky, Michigan, Minnesota, Missouri, Ohio, Wisconsin

Region 4: southwest

Arizona, Arkansas, Louisiana, New Mexico, Oklahoma, Texas

Region 5: mountain

Colorado, Idaho, Kansas, Montana, Nebraska, North Dakota, South Dakota, Utah, Wyoming

Region 6: west

Alaska, California, Hawaii, Nevada, Oregon, Washington